

Scaled data based on original data using
LM-79-08 Approved Method: Electrical and Photometric Measurements of Solid-
State Lighting Products

Test Report Prepared for
Cooper Lighting Solutions
(formerly Eaton)

Brand: INVUE

Report Number: P173427

Luminaire Tested: **ENC-FXX-LED-E1-SLL-8030-CWB**

Issue Date: 03/03/2020

Test Information

Test Method: LM-79-08
Report Number: P173427
REPORT IS SCALED FROM IESNA LM-79-08 TEST DATA (P33647)
Test Lab: INNOVATION CENTER-P3
Issue Date: 03/03/2020
Manufacturer: COOPER LIGHTING SOLUTIONS (FORMERLY EATON)
Product Line: INVUE
Catalog Number: ENC-FXX-LED-E1-SLL-8030-CWB
Description: ENTRI LED LUMINAIRE, EMERGENCY MODE
LIGHTBARS WITH AccuLED OPTICS - 90° SPILL LIGHT ELIMINATOR LEFT
Light Source: (14) 3000K CCT, 80 CRI LEDs
Ballast/Driver: -

Summary

Lumens per Lamp: N/A
Luminaire Lumens: 1098.4 lumens
Efficiency: N/A
Efficacy: 199.7 lumens/watt
Luminous Opening: Rectangular (W 1' x L: 0.33' x H: 0')
IES Classification: Type IV - Short - Non-Cutoff
BUG Rating: B0 - U0 - G1

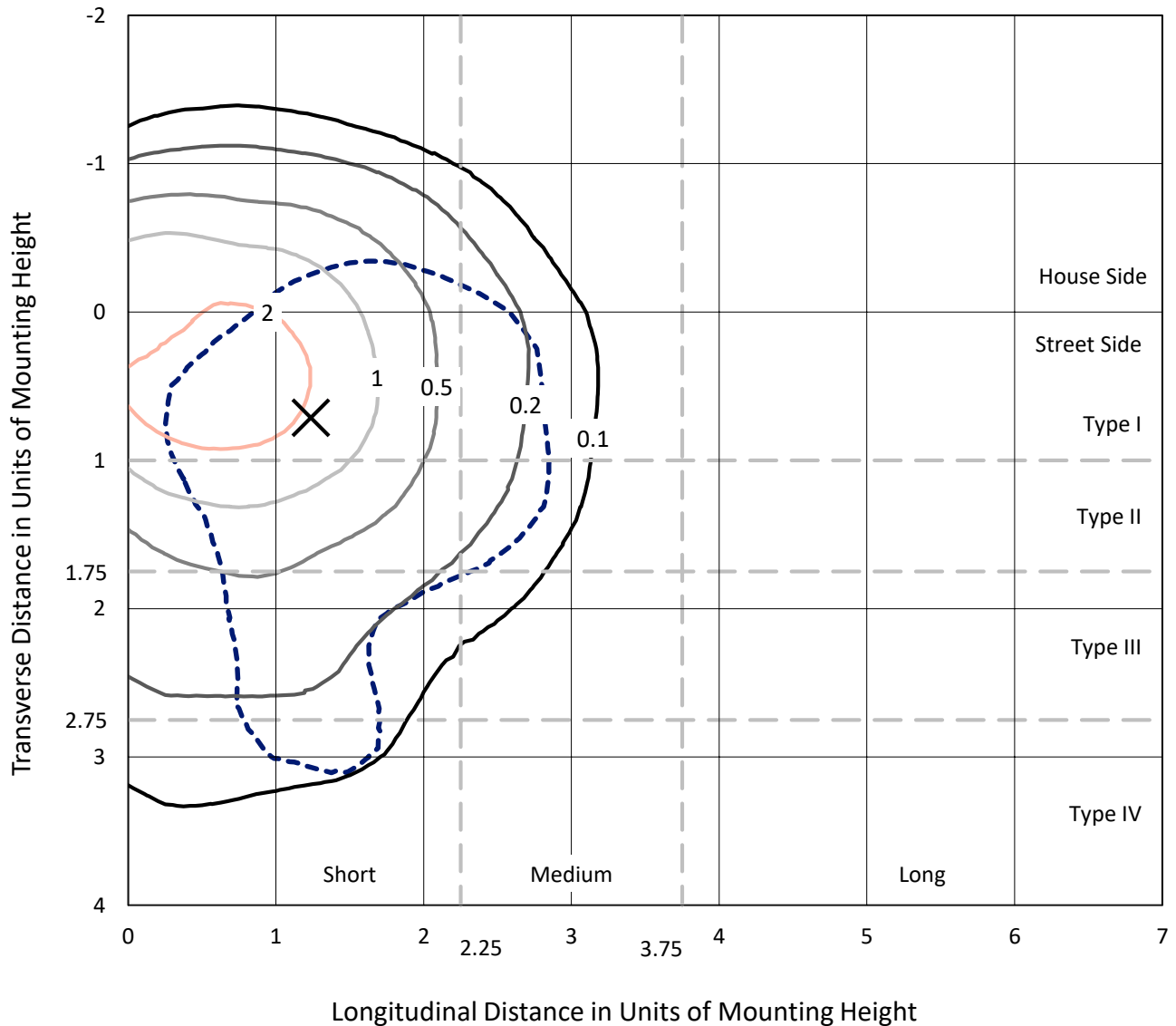
Input Watts (W): 5.5
Input Voltage (V): NR
Input Current (Ain): NR
Voltage Rise (V): NR
Power Factor: NR
Total Harmonic Distortion (THDi): NR
Frequency (hertz): 60
Stabilization Time: NR
Operation Time: NR
Ambient Temperature (°C): NR
Test Distance: 25 FT



REPORT NUMBER: P173427
 CATALOG NUMBER: ENC-FXX-LED-E1-SLL-8030-CWB

Iso-Footcandle Lines of Horizontal Illumination

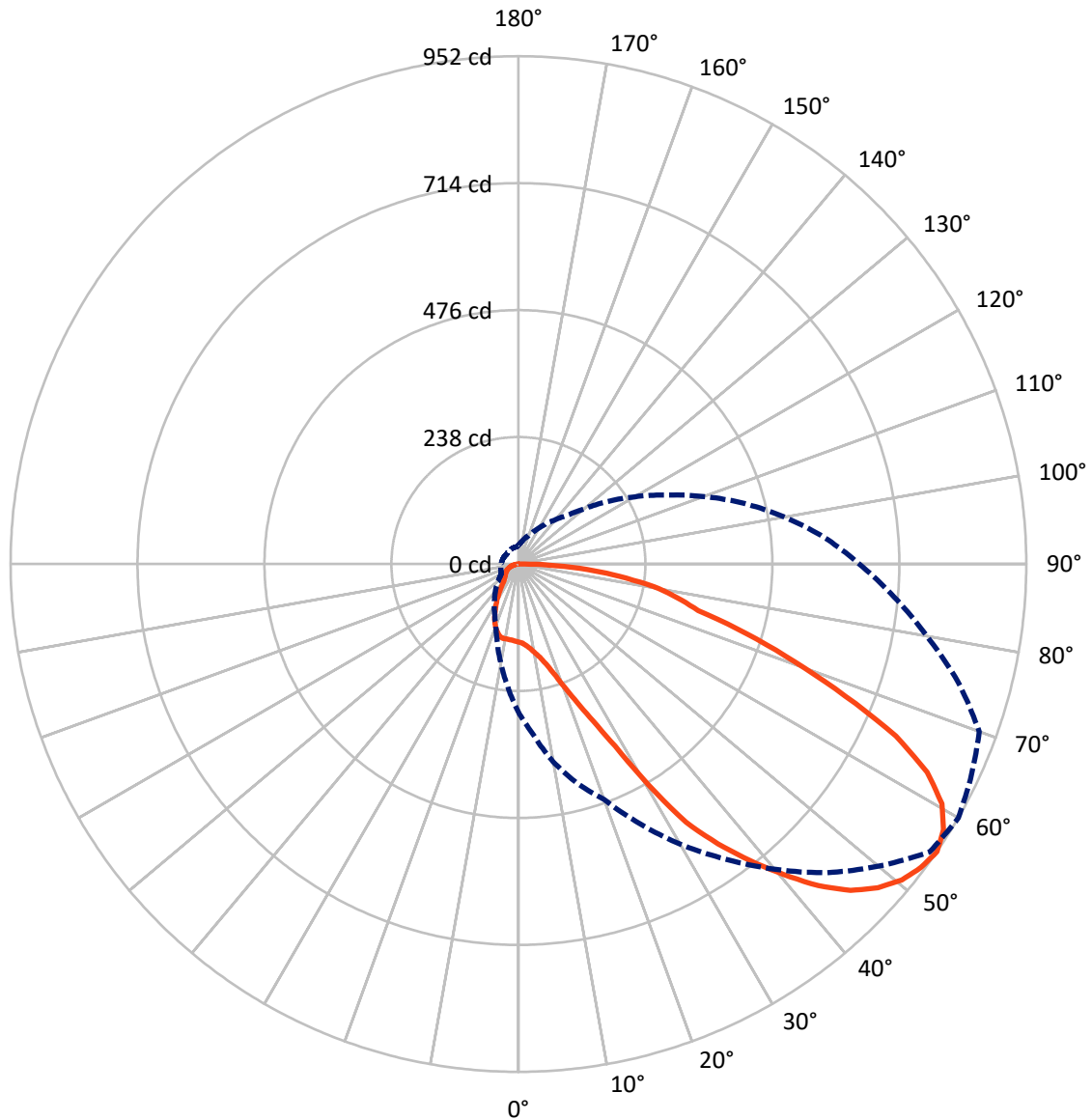
✕ Max cd
 - - - 1/2 Max cd



Based on 10 foot mounting height. Maximum calculated value = 3.6 fc
 Type IV - Short - Non-Cutoff

REPORT NUMBER: P173427
CATALOG NUMBER: ENC-FXX-LED-E1-SLL-8030-CWB

Luminous Intensity Polar Plot



— Vertical Plane Through 60-Deg Lateral - - - Horizontal Cone Through 55-Deg Vertical

REPORT NUMBER: P173427

CATALOG NUMBER: ENC-FXX-LED-E1-SLL-8030-CWB

FLUX DISTRIBUTION:

		Downward	Upward	Total
House Side	Lumens	274.5	0.0	274.5
	% Fixture	25.0	0.0	25.0
Street Side	Lumens	823.8	0.0	823.8
	% Fixture	75.0	0.0	75.0
Total	Lumens	1098.4	0.0	1098.4
	% Fixture	100.0	0.0	100.0

Coefficient of Utilization

ZONAL LUMENS:

Zone	Lumens	% Fixture
0°-10°	14.4	1.3
10°-20°	47.4	4.3
20°-30°	92.0	8.4
30°-40°	144.6	13.2
40°-50°	193.2	17.6
50°-60°	226.7	20.6
60°-70°	215.1	19.6
70°-80°	129.8	11.8
80°-90°	35.2	3.2
90°-100°	0.0	0.0
100°-110°	0.0	0.0
110°-120°	0.0	0.0
120°-130°	0.0	0.0
130°-140°	0.0	0.0
140°-150°	0.0	0.0
150°-160°	0.0	0.0
160°-170°	0.0	0.0
170°-180°	0.0	0.0
0°-90°	1098.4	100.0
0°-180°	1098.4	100.0



REPORT NUMBER: P173427

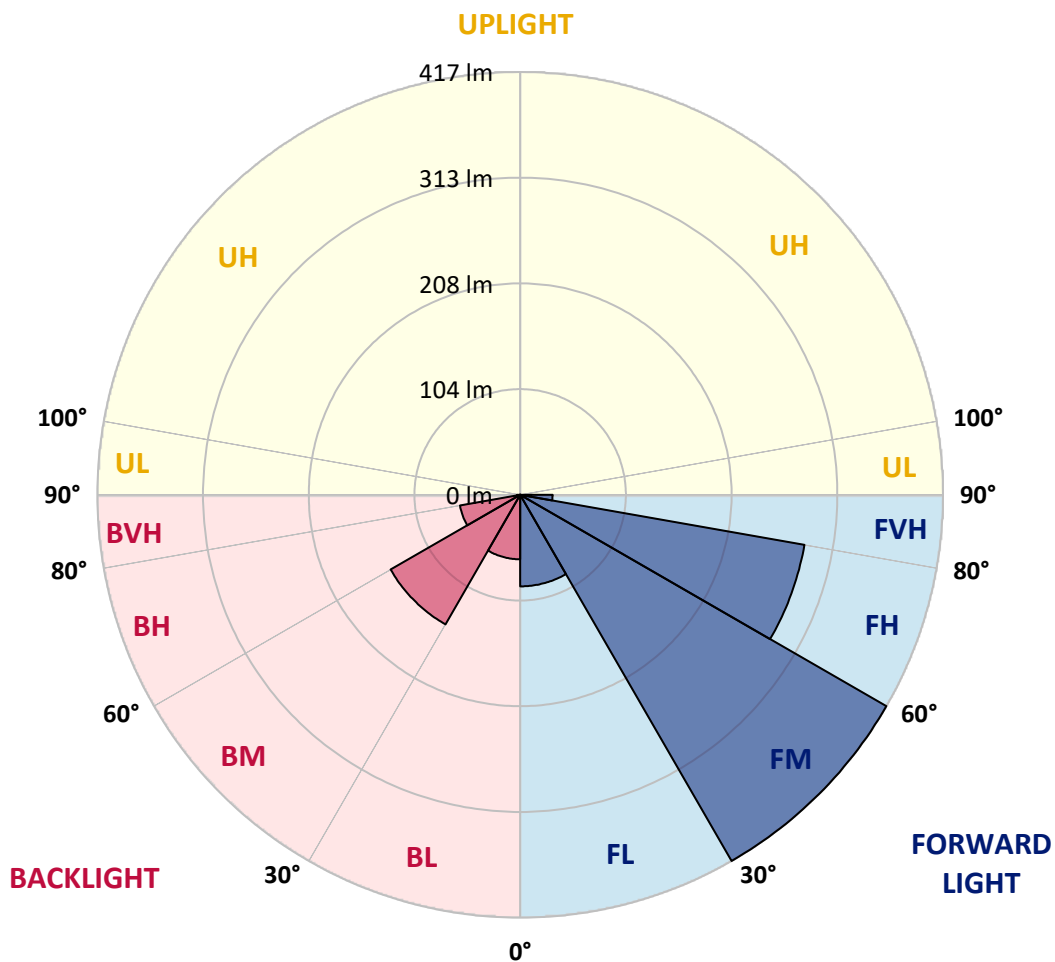
CATALOG NUMBER: ENC-FXX-LED-E1-SLL-8030-CWB

LUMINAIRE CLASSIFICATION SYSTEM LUMEN TABLE AND BUG RATING:

Zone		Lumens	% Fixture	Zone Rating/Lumen Limit		
				B	U	G
FL	(0°-30°)	90.3	8.2			
FM	(30°-60°)	417.0	38.0			
FH	(60°-80°)	284.6	25.9			G0/660
FVH	(80°-90°)	32.0	2.9			G1/100
BL	(0°-30°)	63.5	5.8	B0/110		
BM	(30°-60°)	147.5	13.4	B0/220		
BH	(60°-80°)	60.3	5.5	B0/110		G0/110
BVH	(80°-90°)	3.2	0.3			G0/10
UL	(90°-100°)	0.0	0.0		U0/0	
UH	(100°-180°)	0.0	0.0		U0/0	

BUG Rating: B0-U0-G1

Type IV Short





REPORT NUMBER: P173427

CATALOG NUMBER: ENC-FXX-LED-E1-SLL-8030-CWB

CANDELA DISTRIBUTION (FULL):

	0°	5°	10°	15°	20°	25°	30°	35°	40°	45°	50°
0°	146.4	146.4	146.4	146.4	146.4	146.4	146.4	146.4	146.4	146.4	146.4
2.5°	149.5	149.3	149.5	149.3	149.3	149.3	149.5	149.3	148.6	148.6	148.9
5°	153.2	153.2	153.2	153.4	153.4	153.6	154.1	153.6	153.4	154.5	153.6
7.5°	157.4	157.4	158.1	158.4	159.0	159.0	159.9	159.7	160.6	161.3	160.6
10°	164.0	163.3	164.9	164.9	166.7	166.9	167.8	168.1	169.6	171.0	169.8
12.5°	173.5	173.9	176.6	177.1	179.3	179.3	179.3	180.2	181.4	182.3	181.1
15°	190.4	191.3	194.9	195.1	199.0	197.4	199.2	199.4	199.2	199.9	198.3
17.5°	212.3	214.8	219.9	221.1	222.9	226.0	226.0	225.6	226.7	227.4	223.1
20°	239.1	243.4	249.3	251.5	256.5	261.9	261.7	260.8	261.0	259.2	254.4
22.5°	269.3	279.1	288.7	292.4	296.0	302.7	307.0	305.7	306.8	302.7	298.4
25°	303.9	319.7	334.3	339.7	352.8	364.8	366.6	365.7	360.7	356.9	352.6
27.5°	325.1	345.8	365.9	379.6	402.0	421.1	425.0	431.3	432.9	436.0	425.7
30°	329.6	355.5	380.6	401.5	428.4	451.2	476.4	495.1	507.8	517.7	510.9
32.5°	332.7	362.1	389.8	416.2	438.3	471.5	503.3	531.0	568.0	581.5	594.4
35°	333.6	367.2	398.6	428.4	457.0	489.9	524.0	554.5	604.6	644.7	672.2
37.5°	332.3	371.1	407.8	444.2	478.2	514.6	550.4	580.2	628.9	680.8	717.8
40°	326.9	369.7	411.7	452.5	493.8	538.7	579.7	612.0	657.6	718.9	768.1
42.5°	319.9	364.1	410.3	455.2	501.7	554.5	604.1	643.3	693.7	755.7	811.6
45°	311.1	357.1	404.9	452.3	502.3	561.0	617.6	667.9	721.4	790.4	844.3
47.5°	300.3	347.2	397.7	445.7	497.8	561.2	624.0	681.5	740.1	814.3	872.5
50°	290.1	336.8	389.6	436.9	489.3	555.6	623.3	687.5	751.6	828.3	889.4
52.5°	282.2	328.0	382.6	430.0	479.4	546.3	616.5	684.6	753.4	830.1	892.6
55°	277.2	320.8	376.7	425.2	469.4	536.4	606.1	674.5	746.7	818.2	880.9
57.5°	277.9	319.4	373.3	424.3	462.2	527.9	594.4	660.0	725.7	793.8	858.6
60°	284.9	322.3	371.5	418.0	466.7	528.7	589.2	644.0	696.6	759.3	819.7
62.5°	302.5	334.8	374.5	422.3	476.0	537.3	585.8	619.2	650.6	713.3	774.9
65°	335.9	363.8	395.7	437.6	490.2	549.3	572.1	578.8	598.9	658.7	719.8
67.5°	368.6	401.8	419.8	446.6	495.8	552.7	555.6	526.5	526.0	584.2	628.5
70°	400.2	448.2	455.4	470.3	503.9	549.1	538.4	482.3	456.8	464.7	490.4
72.5°	379.4	451.4	456.6	461.1	481.1	523.1	510.9	435.1	378.1	367.9	397.0
75°	289.6	381.0	393.2	385.3	396.3	428.4	426.1	366.8	347.4	354.2	365.4
77.5°	208.4	293.7	320.1	294.4	291.5	312.2	306.3	311.3	348.1	358.0	355.3
80°	120.9	186.6	224.2	199.6	190.8	203.9	226.9	261.7	301.8	323.2	327.3
82.5°	75.6	110.1	149.8	140.3	128.3	151.4	187.0	211.4	231.2	250.9	252.0
85°	32.7	47.1	73.1	76.7	95.0	115.5	143.9	150.9	172.6	187.7	174.6
87.5°	1.1	1.1	17.6	26.2	46.5	83.5	113.0	101.0	102.4	89.8	83.7
90°	0.0	0.0	0.0	0.0	0.0	0.0	0.0	0.0	0.0	0.0	0.0



REPORT NUMBER: P173427

CATALOG NUMBER: ENC-FXX-LED-E1-SLL-8030-CWB

CANDELA DISTRIBUTION (continued):

	55°	60°	65°	70°	75°	80°	85°	90°	95°	100°	105°
0°	146.4	146.4	146.4	146.4	146.4	146.4	146.4	146.4	146.4	146.4	146.4
2.5°	148.9	148.4	148.6	148.0	148.0	148.2	148.2	147.5	147.5	147.5	147.3
5°	154.1	153.6	153.4	152.9	152.3	152.7	152.0	151.6	150.9	150.7	150.0
7.5°	160.8	160.2	159.9	158.8	157.9	157.4	157.0	155.4	154.8	154.3	153.4
10°	168.7	168.7	168.3	166.0	165.3	163.8	162.2	160.4	159.0	157.0	155.9
12.5°	178.9	179.6	178.0	176.0	174.4	171.2	168.3	165.8	163.1	160.2	158.4
15°	194.0	194.5	191.3	189.5	187.0	183.4	178.9	174.8	170.8	166.7	163.3
17.5°	216.3	215.7	211.1	209.3	205.0	199.0	192.9	187.5	181.4	175.7	171.4
20°	248.6	245.9	234.1	233.5	228.1	219.5	210.7	202.8	194.7	187.5	180.2
22.5°	287.8	281.7	273.2	263.5	253.1	243.6	233.2	222.2	212.0	203.0	195.1
25°	339.0	325.5	317.6	304.5	295.5	278.8	264.4	255.6	241.8	231.5	221.3
27.5°	407.4	386.0	374.5	360.3	340.2	328.4	308.8	291.9	277.2	260.1	248.8
30°	496.0	480.2	451.4	431.5	403.8	375.4	351.2	329.1	309.9	289.4	272.7
32.5°	587.2	577.2	543.4	506.4	464.2	422.5	387.1	359.8	334.8	311.8	292.6
35°	664.6	644.0	610.9	572.1	517.9	469.6	424.8	390.0	358.9	330.2	306.1
37.5°	714.4	705.4	671.8	627.8	568.5	516.3	469.9	428.8	390.0	352.6	321.4
40°	769.9	764.7	736.5	682.6	627.8	563.9	510.9	467.6	425.9	381.2	340.4
42.5°	819.5	824.3	795.4	748.0	684.6	612.7	556.3	508.2	460.6	415.1	367.9
45°	864.0	872.5	851.3	807.3	737.9	659.1	600.3	547.9	496.0	446.2	393.6
47.5°	897.3	906.6	888.8	854.2	781.9	697.9	638.8	580.2	525.8	468.5	412.8
50°	925.3	930.7	917.2	887.0	817.5	735.6	669.7	608.2	547.9	486.1	425.2
52.5°	941.6	944.7	931.4	909.5	844.6	763.6	693.9	627.5	563.5	498.3	433.3
55°	940.7	951.7	936.6	919.0	852.9	776.9	706.5	638.6	575.0	506.2	438.1
57.5°	923.0	939.3	932.3	910.4	845.9	776.0	708.3	644.9	582.4	508.9	435.8
60°	889.2	911.6	916.5	885.4	818.0	751.2	691.2	637.7	575.5	496.9	422.1
62.5°	841.4	859.5	872.3	829.9	763.1	699.7	652.8	610.6	547.3	461.5	393.6
65°	769.2	777.5	781.2	741.9	676.5	634.3	603.7	567.3	496.9	411.2	349.6
67.5°	661.8	660.7	664.3	646.1	597.8	575.7	555.4	515.9	433.8	353.7	292.4
70°	526.3	549.7	569.6	550.2	520.2	498.1	481.1	434.5	346.5	273.2	222.2
72.5°	428.4	447.5	458.4	441.4	412.3	396.6	374.2	327.8	243.9	194.2	152.5
75°	361.8	347.9	354.4	343.8	316.9	294.1	281.3	230.1	159.9	128.6	95.0
77.5°	326.9	304.5	290.3	267.5	236.9	210.9	197.8	143.0	100.8	75.8	54.8
80°	289.0	258.1	221.1	184.3	157.9	141.9	132.9	81.7	55.5	44.0	31.6
82.5°	219.7	190.6	154.8	128.1	105.4	91.8	81.4	46.7	31.3	23.2	18.0
85°	140.8	129.7	118.4	105.4	88.2	70.8	54.6	34.1	23.0	13.3	9.9
87.5°	67.9	56.4	55.9	51.7	49.2	38.8	23.0	7.9	5.0	4.3	2.7
90°	0.0	0.0	0.0	0.0	0.0	0.0	0.0	0.0	0.0	0.0	0.0



REPORT NUMBER: P173427

CATALOG NUMBER: ENC-FXX-LED-E1-SLL-8030-CWB

CANDELA DISTRIBUTION (continued):

	110°	115°	120°	125°	130°	135°	140°	145°	150°	155°	160°
0°	146.4	146.4	146.4	146.4	146.4	146.4	146.4	146.4	146.4	146.4	146.4
2.5°	146.9	146.6	146.2	146.2	146.0	145.7	145.5	145.5	145.7	145.3	145.0
5°	149.3	149.1	148.4	148.2	148.0	147.5	147.5	147.3	147.3	146.9	146.6
7.5°	152.3	151.8	151.4	151.1	150.5	150.5	150.5	150.9	150.9	150.9	151.1
10°	155.2	154.1	153.6	153.6	153.4	153.6	154.3	154.8	155.4	155.9	156.3
12.5°	156.8	155.6	155.2	154.8	155.4	155.4	156.5	157.9	159.0	160.2	160.6
15°	160.8	158.8	157.9	156.8	156.8	156.8	157.9	159.0	160.4	161.8	162.0
17.5°	167.8	164.2	162.4	159.9	159.3	158.4	158.4	158.8	159.7	160.8	160.8
20°	174.8	171.2	168.3	165.6	163.8	161.3	159.5	157.9	157.2	157.7	157.7
22.5°	187.5	183.2	179.6	175.1	171.0	167.8	163.3	159.5	156.5	155.6	155.0
25°	210.3	204.1	198.0	191.3	186.8	180.9	174.6	168.3	162.4	158.4	154.8
27.5°	235.5	227.2	218.3	207.8	200.5	191.7	183.4	174.4	167.2	161.1	154.5
30°	259.6	244.1	231.5	218.1	206.4	194.5	184.1	173.5	165.6	158.4	150.5
32.5°	271.6	253.1	236.0	219.3	205.0	191.3	180.0	168.1	159.7	151.6	142.1
35°	279.9	257.8	237.3	217.9	201.9	186.8	173.9	161.5	151.6	142.3	131.5
37.5°	290.3	262.6	238.4	216.8	198.0	180.9	166.5	152.5	141.2	131.3	120.0
40°	303.9	269.8	239.8	213.6	192.2	172.8	157.9	142.8	130.8	120.2	109.9
42.5°	322.6	279.7	241.4	209.8	185.6	165.3	150.0	135.3	122.7	111.4	101.0
45°	341.1	291.2	245.4	208.7	181.4	160.6	144.4	128.8	115.5	103.5	91.6
47.5°	354.8	299.8	249.7	209.3	178.9	155.6	138.3	120.9	106.0	93.0	80.7
50°	363.6	305.2	253.5	211.1	176.6	149.1	128.6	111.0	95.6	82.8	70.6
52.5°	368.2	306.8	254.9	210.5	170.8	138.7	118.2	101.3	86.6	74.0	63.2
55°	369.5	305.2	252.0	204.1	160.6	128.3	108.7	92.7	78.5	66.5	56.9
57.5°	364.8	298.4	241.6	191.3	147.1	118.4	98.6	83.0	69.5	58.9	50.1
60°	349.4	282.9	223.3	171.2	132.0	105.1	85.3	69.9	58.9	49.6	43.5
62.5°	321.4	256.5	198.5	146.2	111.2	86.8	68.1	54.8	45.8	39.2	36.1
65°	286.5	220.4	161.3	116.2	85.1	64.8	49.0	40.1	33.8	30.0	28.4
67.5°	234.1	172.3	120.7	82.8	58.7	44.0	33.2	28.4	25.7	24.6	24.2
70°	168.5	119.6	79.8	53.7	38.1	30.0	24.2	22.1	21.0	21.0	21.2
72.5°	111.0	73.8	48.7	34.3	27.1	22.6	19.6	18.7	18.7	19.2	19.4
75°	65.0	42.9	30.0	25.0	21.4	18.9	17.4	16.7	16.7	16.9	16.9
77.5°	38.3	26.4	21.4	18.9	17.4	16.3	15.3	14.4	14.2	14.2	14.9
80°	23.7	18.7	16.7	15.1	14.0	13.1	12.2	12.2	12.2	11.9	12.4
82.5°	15.3	13.3	13.1	12.6	11.3	10.4	9.5	9.5	9.9	9.5	9.7
85°	9.3	8.8	8.6	8.6	8.1	7.7	7.0	7.0	7.7	7.4	6.5
87.5°	2.5	2.3	2.9	2.7	3.2	3.2	3.2	3.6	4.7	6.1	4.5
90°	0.0	0.0	0.0	0.0	0.0	0.0	0.0	0.0	0.0	0.0	0.0



REPORT NUMBER: P173427

CATALOG NUMBER: ENC-FXX-LED-E1-SLL-8030-CWB

CANDELA DISTRIBUTION (continued):

	165°	170°	175°	180°	185°	190°	195°	200°	205°	210°	215°
0°	146.4	146.4	146.4	146.4	146.4	146.4	146.4	146.4	146.4	146.4	146.4
2.5°	144.8	145.0	144.6	144.4	144.6	144.8	144.1	143.9	143.7	143.5	143.7
5°	146.4	146.4	145.7	145.3	145.3	145.0	144.4	144.1	143.2	143.0	143.7
7.5°	150.9	150.7	150.0	149.3	149.1	149.1	147.5	146.9	146.4	145.0	145.3
10°	156.1	156.1	156.3	155.4	154.3	154.1	152.3	151.1	150.5	149.3	148.9
12.5°	160.2	159.5	159.3	157.9	156.8	156.3	154.8	153.9	152.9	151.8	151.6
15°	161.5	160.2	159.3	157.7	156.3	155.4	154.1	153.2	152.0	151.4	150.9
17.5°	160.2	158.8	157.4	155.6	153.9	152.7	151.1	149.8	149.3	148.4	147.1
20°	157.2	155.6	154.1	151.8	149.8	148.2	146.4	145.3	143.9	142.6	139.9
22.5°	153.6	151.8	150.2	147.3	145.3	143.5	141.5	139.6	138.1	135.3	131.3
25°	151.1	147.3	144.6	140.5	138.3	136.0	135.1	133.3	131.1	126.3	121.3
27.5°	147.5	140.5	135.6	131.5	128.3	125.7	124.1	122.0	119.8	115.3	110.1
30°	141.5	133.3	128.6	124.3	120.7	117.8	114.8	111.0	108.0	102.9	99.3
32.5°	132.2	125.4	121.1	117.1	112.3	108.5	104.9	100.4	96.1	90.9	87.7
35°	121.8	115.7	110.3	106.0	101.0	97.2	93.4	88.2	84.1	79.4	76.5
37.5°	111.0	104.4	98.1	93.2	88.6	84.4	81.0	76.0	71.7	67.2	65.7
40°	101.3	93.8	87.1	82.1	77.2	72.8	69.3	64.1	60.4	57.3	55.5
42.5°	91.8	83.9	77.6	72.4	67.4	62.9	58.2	54.1	51.0	49.6	47.1
45°	81.2	73.1	67.0	61.4	57.3	52.5	49.0	46.2	44.2	43.1	41.5
47.5°	70.4	63.6	57.3	52.1	47.1	43.1	40.8	39.5	38.8	37.9	37.2
50°	61.6	55.7	49.4	44.5	39.9	37.0	35.9	35.2	34.7	34.3	34.1
52.5°	55.5	49.2	43.5	38.8	35.4	33.8	33.4	32.9	32.5	32.2	32.0
55°	50.8	44.5	39.2	35.2	32.7	32.2	32.0	31.6	31.1	31.1	30.7
57.5°	45.1	39.7	35.2	32.2	30.9	30.7	30.5	30.2	30.0	30.0	29.8
60°	39.2	35.2	32.2	30.2	29.8	29.3	28.9	28.4	28.2	28.7	28.9
62.5°	33.4	30.9	29.1	28.4	28.0	27.3	26.8	26.4	26.4	26.8	27.5
65°	27.7	26.8	26.4	25.9	25.7	25.5	25.0	24.6	24.6	24.6	25.0
67.5°	23.9	23.5	23.5	23.2	23.0	23.0	22.6	22.1	22.1	22.1	22.1
70°	21.0	21.2	21.2	21.2	21.0	20.8	20.5	20.1	19.8	19.4	18.9
72.5°	19.4	19.2	18.9	18.7	18.5	18.3	18.0	17.8	17.4	16.9	16.5
75°	17.4	16.9	16.3	16.0	15.8	15.3	15.3	15.1	14.7	14.0	13.5
77.5°	15.1	14.7	14.0	13.5	13.5	13.3	12.9	12.6	11.9	11.3	10.8
80°	12.2	11.5	10.8	10.6	10.4	10.2	9.9	9.7	9.5	8.8	8.6
82.5°	9.0	8.4	7.7	7.4	7.2	6.8	6.5	6.5	6.5	5.9	5.4
85°	5.9	5.0	4.3	3.6	3.6	3.4	2.9	2.5	2.0	1.4	0.9
87.5°	2.9	1.6	0.9	0.2	0.2	0.2	0.0	0.0	0.0	0.0	0.0
90°	0.0	0.0	0.0	0.0	0.0	0.0	0.0	0.0	0.0	0.0	0.0



REPORT NUMBER: P173427

CATALOG NUMBER: ENC-FXX-LED-E1-SLL-8030-CWB

CANDELA DISTRIBUTION (continued):

	220°	225°	230°	235°	240°	245°	250°	255°	260°	265°	270°
0°	146.4	146.4	146.4	146.4	146.4	146.4	146.4	146.4	146.4	146.4	146.4
2.5°	143.7	143.5	143.7	143.9	144.8	145.3	145.5	145.5	145.7	146.2	146.4
5°	143.7	142.3	142.3	142.8	143.2	143.9	144.1	144.1	144.4	145.0	145.7
7.5°	144.4	143.2	142.6	142.3	142.6	143.0	143.0	143.0	143.2	143.9	144.6
10°	147.3	145.5	144.4	143.0	142.1	141.9	141.6	141.6	142.1	143.0	143.7
12.5°	149.8	147.8	146.0	144.1	142.3	141.2	140.3	139.9	140.1	141.0	142.3
15°	149.5	146.6	144.6	141.9	139.9	138.3	136.9	136.5	136.7	137.4	139.0
17.5°	144.8	141.5	138.7	135.8	133.6	132.4	131.7	131.5	132.0	133.3	134.7
20°	136.9	132.4	130.4	128.8	126.8	126.1	124.7	124.7	124.5	124.5	125.2
22.5°	126.8	122.5	121.1	120.2	118.2	116.6	115.0	114.8	113.3	113.5	113.3
25°	116.8	111.9	110.5	109.4	106.9	104.7	102.9	101.7	99.9	99.7	99.0
27.5°	105.8	101.5	99.9	98.1	95.2	93.0	90.7	89.1	87.5	86.0	85.5
30°	94.5	90.7	89.1	87.5	84.1	82.1	79.0	76.7	75.3	73.1	72.0
32.5°	83.7	80.1	78.5	76.7	72.8	69.0	66.8	64.1	62.0	59.1	57.8
35°	72.8	69.3	66.8	65.7	61.8	57.8	55.7	52.1	49.6	47.1	46.7
37.5°	62.5	59.1	57.3	54.8	51.9	48.7	45.3	43.3	42.2	41.7	41.5
40°	52.8	50.3	48.5	46.9	44.2	42.0	40.4	39.9	39.9	39.9	40.1
42.5°	45.8	43.5	42.6	40.6	39.2	38.6	38.6	38.8	39.0	39.5	39.9
45°	40.1	38.3	37.7	37.0	37.0	36.8	37.2	37.7	38.3	39.0	39.5
47.5°	36.1	34.7	34.3	34.5	35.0	35.2	36.1	36.8	37.5	37.9	38.3
50°	33.2	32.0	31.6	31.8	32.2	32.9	33.6	34.5	35.2	35.6	35.9
52.5°	31.3	30.5	30.0	30.0	30.7	31.3	32.2	32.9	33.6	33.8	34.3
55°	30.0	29.3	28.7	28.9	29.6	30.0	30.5	30.9	31.3	31.6	32.5
57.5°	29.1	28.2	27.7	28.0	28.2	27.7	28.2	28.7	29.1	29.6	30.0
60°	28.0	27.3	26.6	26.2	25.7	25.7	25.9	26.4	27.3	28.0	28.7
62.5°	26.8	25.9	25.3	24.6	23.9	23.7	23.9	24.3	25.3	26.2	26.6
65°	24.8	23.7	23.0	22.8	22.6	22.3	22.6	23.0	23.9	24.6	25.3
67.5°	21.9	21.0	20.8	20.5	20.3	20.5	20.8	21.2	22.1	22.8	23.5
70°	18.5	18.3	18.0	18.0	18.0	18.3	18.5	19.4	20.1	21.0	21.2
72.5°	15.6	15.3	15.1	15.6	15.6	15.6	16.0	17.2	18.0	18.9	19.4
75°	13.1	13.1	12.9	12.6	13.1	13.1	13.5	14.4	15.1	15.8	16.0
77.5°	10.8	10.6	10.4	10.4	10.6	10.6	10.6	11.0	11.5	11.5	11.5
80°	8.4	7.9	7.7	7.4	7.2	6.8	6.8	7.0	7.0	7.0	7.4
82.5°	4.7	4.5	3.6	2.9	2.9	2.7	2.5	2.5	2.5	2.9	3.2
85°	0.7	0.5	0.2	0.2	0.2	0.2	0.2	0.2	0.2	0.5	0.5
87.5°	0.0	0.0	0.0	0.2	0.2	0.2	0.5	0.5	0.5	0.7	0.7
90°	0.0	0.0	0.0	0.0	0.0	0.0	0.0	0.0	0.0	0.0	0.0



REPORT NUMBER: P173427
 CATALOG NUMBER: ENC-FXX-LED-E1-SLL-8030-CWB

REPORT N
 CATALOG

CANDELA DISTRIBUTION (continued):

CANDELA

	275°	280°	285°	290°	295°	300°	305°	310°	315°	320°	325°	
0°	146.4	146.4	146.4	146.4	146.4	146.4	146.4	146.4	146.4	146.4	146.4	0°
2.5°	146.2	146.6	146.6	147.1	147.1	147.3	147.8	147.8	148.2	148.2	148.6	2.5°
5°	145.7	146.2	146.4	147.1	147.5	148.0	148.6	148.9	149.8	150.2	150.7	5°
7.5°	145.0	146.0	146.4	147.3	148.2	148.9	149.8	150.5	151.6	152.3	152.9	7.5°
10°	144.4	145.7	146.6	148.2	149.3	150.5	152.0	152.7	153.6	155.2	156.3	10°
12.5°	143.7	145.0	146.6	148.2	150.9	152.5	154.5	156.3	157.4	159.7	161.5	12.5°
15°	140.3	141.6	143.9	146.2	148.6	152.0	154.5	157.9	160.8	164.7	167.8	15°
17.5°	135.3	136.7	138.5	140.5	143.2	146.4	150.7	155.0	159.5	166.0	172.3	17.5°
20°	125.9	126.3	128.1	130.4	133.3	136.9	141.9	147.3	153.9	162.4	171.4	20°
22.5°	112.6	112.3	113.3	115.7	118.9	122.0	127.5	133.6	141.0	151.6	164.7	22.5°
25°	97.5	98.4	97.7	100.6	103.5	107.8	113.0	119.6	127.9	140.5	154.5	25°
27.5°	83.5	84.1	85.1	86.4	88.9	93.4	99.0	106.3	115.9	129.5	145.5	27.5°
30°	70.2	69.9	70.6	71.7	73.8	79.0	84.1	93.2	102.9	117.1	134.9	30°
32.5°	56.4	56.2	56.4	57.5	60.2	64.1	70.4	78.5	89.8	103.8	122.7	32.5°
35°	46.2	45.6	46.2	47.8	49.4	52.5	58.7	66.5	76.7	90.5	106.9	35°
37.5°	41.7	41.7	42.4	43.5	45.1	47.6	51.9	57.5	66.5	79.8	93.8	37.5°
40°	40.4	40.6	41.1	42.0	43.5	45.8	49.0	53.9	60.9	71.1	83.0	40°
42.5°	40.1	40.1	40.1	40.6	42.0	44.2	47.8	52.3	58.2	65.4	75.6	42.5°
45°	39.7	39.5	39.5	39.5	40.6	43.1	46.9	51.9	57.3	63.6	71.5	45°
47.5°	38.6	38.3	38.3	38.3	39.2	41.5	45.3	51.0	56.9	63.6	71.5	47.5°
50°	36.1	36.3	36.3	36.6	37.2	39.5	43.5	49.4	55.9	63.4	72.4	50°
52.5°	34.5	35.0	35.2	35.6	36.1	38.1	42.4	49.0	55.9	64.1	73.8	52.5°
55°	32.9	33.8	34.5	35.0	35.4	37.2	42.2	49.6	57.8	67.2	77.8	55°
57.5°	30.5	31.3	32.0	33.2	34.3	36.3	41.5	49.9	60.0	71.7	85.1	57.5°
60°	29.1	29.6	29.8	30.5	31.1	33.6	39.2	48.3	59.3	73.8	91.4	60°
62.5°	27.3	27.7	28.2	28.4	28.7	30.2	35.0	44.5	55.9	71.5	92.5	62.5°
65°	25.7	26.2	26.8	27.1	27.5	28.4	31.6	39.2	50.5	67.2	89.1	65°
67.5°	23.9	24.6	25.0	25.3	25.9	26.4	28.7	34.7	43.3	59.5	80.7	67.5°
70°	21.9	22.8	23.0	23.5	23.9	24.2	25.9	29.8	36.1	47.4	67.4	70°
72.5°	19.8	20.3	20.5	21.0	21.4	21.9	23.0	25.7	29.8	36.3	49.0	72.5°
75°	16.7	17.4	17.8	18.0	18.5	18.7	19.2	21.0	23.5	28.0	34.7	75°
77.5°	12.4	13.1	13.8	14.4	14.9	14.9	15.3	16.3	17.6	20.8	24.8	77.5°
80°	7.9	8.6	9.0	9.5	9.7	10.4	10.8	12.4	12.9	15.1	17.6	80°
82.5°	3.6	4.3	4.5	5.0	5.6	6.1	6.3	6.8	7.9	9.0	10.8	82.5°
85°	0.7	0.7	0.7	0.9	0.9	1.4	1.4	1.8	2.3	2.5	2.9	85°
87.5°	0.7	0.9	0.9	0.9	1.1	1.1	1.1	1.1	1.4	1.4	1.4	87.5°
90°	0.0	0.0	0.0	0.0	0.0	0.0	0.0	0.0	0.0	0.0	0.0	90°



NUMBER: P173427

NUMBER: ENC-FXX-LED-E1-SLL-8030-CWB

DISTRIBUTION (continued):

330°	335°	340°	345°	350°	355°	360°
146.4	146.4	146.4	146.4	146.4	146.4	146.4
148.9	148.6	149.1	149.5	149.3	150.7	149.5
151.4	151.1	151.8	152.3	152.5	153.4	153.2
153.9	154.1	155.2	155.4	156.1	157.2	157.4
156.8	157.9	159.3	159.7	160.8	162.2	164.0
162.6	164.2	166.0	167.4	169.6	172.3	173.5
170.8	174.6	177.5	180.2	183.6	186.8	190.4
178.0	185.4	191.7	197.4	202.8	207.8	212.3
181.4	193.1	203.0	213.4	223.8	230.8	239.1
178.2	194.7	210.0	226.7	242.5	256.7	269.3
171.4	191.7	214.5	238.4	262.3	284.0	303.9
165.1	190.0	216.3	243.6	272.1	298.0	325.1
156.8	183.8	212.7	240.9	271.8	302.3	329.6
144.4	171.9	202.4	233.0	267.3	301.1	332.7
129.7	157.2	188.4	220.6	258.8	296.9	333.6
113.7	140.8	173.2	207.8	247.2	289.9	332.3
100.2	124.3	157.9	195.4	236.9	281.1	326.9
89.3	111.2	143.0	180.9	225.3	270.9	319.9
83.0	101.3	130.4	168.1	213.4	260.3	311.1
81.7	96.3	121.8	158.4	201.9	249.0	300.3
83.0	96.5	118.0	152.3	193.1	238.9	290.1
85.7	98.8	118.4	150.0	189.5	232.8	282.2
90.0	104.9	123.2	152.0	189.0	230.3	277.2
98.6	115.5	134.0	160.4	194.5	233.0	277.9
109.4	129.7	152.0	180.0	207.5	242.0	284.9
115.9	143.7	174.4	206.9	235.1	263.3	302.5
115.3	149.5	192.9	239.1	274.3	301.4	335.9
107.8	145.3	188.4	240.9	293.9	332.1	368.6
90.0	125.0	175.3	238.6	303.9	352.8	400.2
71.7	102.6	150.7	210.5	274.7	324.8	379.4
47.8	72.4	111.2	161.5	208.2	251.8	289.6
32.5	45.8	69.5	106.0	144.6	180.2	208.4
21.7	28.7	39.7	58.4	81.0	103.8	120.9
12.6	15.8	20.3	28.9	42.9	60.4	75.6
3.4	4.3	5.6	7.4	13.3	23.5	32.7
1.4	1.1	1.1	1.1	1.1	1.1	1.1
0.0	0.0	0.0	0.0	0.0	0.0	0.0

(END OF REPORT)